


# CMGConnect

## DIOCESE OF LAREDO




## ***End-User Instructions***

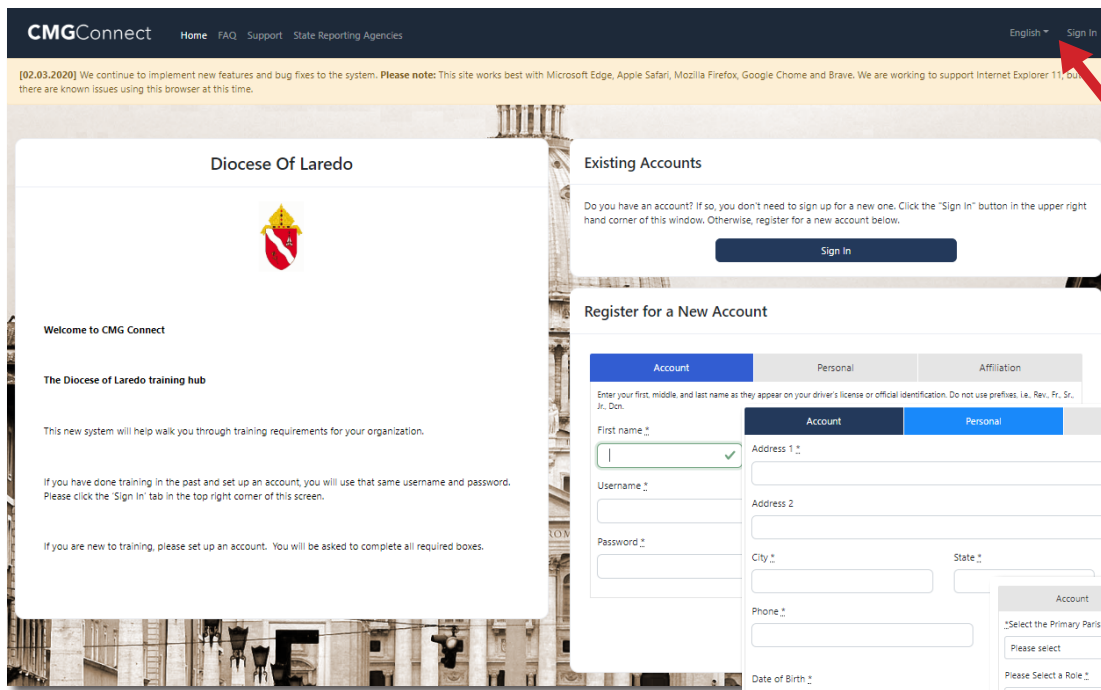
### Getting Started:

1. Go to <https://Laredo.cmgconnect.org/>
2. Create a new account by completing all the boxes under the **Register for a New Account** area. This includes your address, primary parish, and how you participate at your parish or school. If you have questions please contact your parish/school coordinator.
3. Your dashboard will show you the required and optional training curriculums that have been customized for your particular role within the Diocese.
4. Click  under the **Safe Environment Curriculum-Laredo** to begin.
5. If needed, you can access your completion certificate after you are certified by returning to the training dashboard and clicking **Print Certificate**.




For technical assistance, contact us via the  button found in the bottom right corner of the web page.


*Last Updated: 02/12/20*



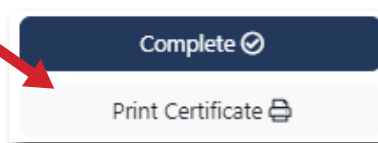
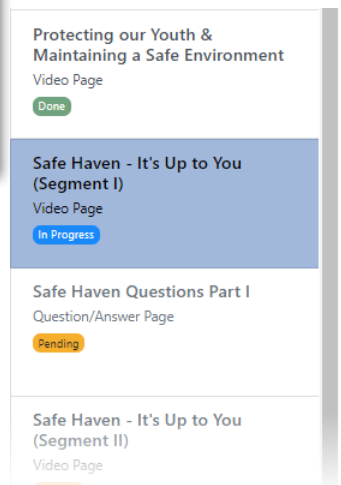
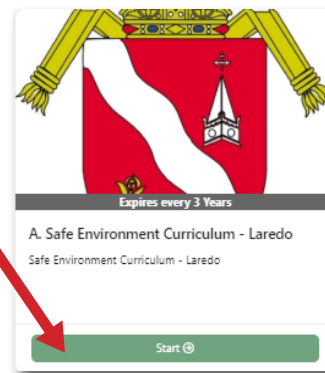
Click Here and select "Spanish" to change language settings before creating a new account.

• You will progress through ALL three account creation screens then click "Register" to complete your profile set-up. *If you are unsure of which participation category to select, please contact your site coordinator or the Diocese.*

• On your dashboard, click  to open up the **Safe Environment** training option.

• Progress through the training sections—as you complete each page, it will be marked as  to show that the segment is finished.

• Once you have been certified, a completion certificate will be available under the finished module on your dashboard. Click the gray **Print Certificate** button to access.



<https://Laredo.CMGconnect.org/>